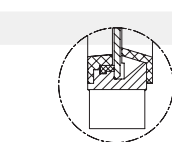
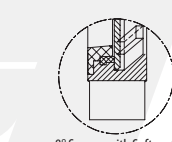
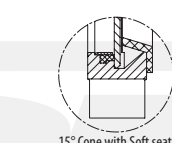
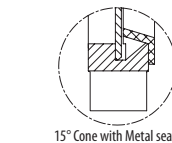
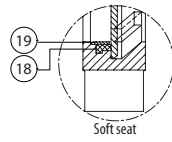
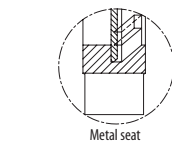
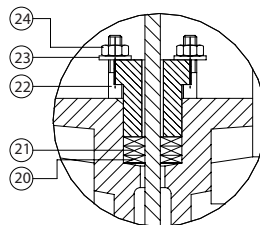


DETAIL A



DETAIL B



Dimensions*

DN	INCH	A	B	C	D	D1	V	E	Kg
50	2"	40	92	63	295	200	200	417	7
65	2 1/2"	40	92	70	320	200	200	442	8
80	3"	50	92	92	346	200	200	469	9
100	4"	50	92	105	386	200	200	509	11
125	5"	50	102	120	420	250	250	593	15
150	6"	60	102	130	471	250	250	644	18
200	8"	60	119	160	582	300	300	825	30
250	10"	70	119	198	683	300	300	1026	44
300	12"	70	119	234	790	300	300	1126	58
350	14"	96	194	256	907	400	400	1357	96
400	16"	100	194	292	1014	400	400	1463	124
450	18"	106	290	308	1106	500	500	1651	168
500	20"	110	290	340	1211	500	500	1756	192
600	24"	110	290	400	1417	500	500	2062	245
700	28"	110	300	452	1675	600	600	2440	405
800	32"	110	300	505	1887	600	600	2665	455
900	36"	110	350	555		600	600		512
1000	40"	110	350	610					680
1200	48"	150	400	725					865

Materials*

	GG25 type	Stainless steel type
1 Body	GG25	1.4408/CF8M
2 Packing gland	Aluminium	1.4408/SS316
3 Gate	1.4301/SS304	1.4408/SS316
4 Support plates	Steel	Steel
5 Greaser	Aluminium	Aluminium
6 Nuts	Steel	Stainless steel
7 Nuts	Steel	Stainless steel
8 Nuts	Steel	Stainless steel
9 Shaft	1.4301/SS304	1.4301/SS304
10 Washer	Steel	Stainless steel
11 Actuator nut	Bronze	Bronze
12 Bridge	Steel	Steel
13 Washer	Brass	Brass
14 Prisoner	Inox	Inox
15 Handwheel	GG25	GG25
16 Tube	Steel	Steel
17 Cover	Plastic	Plastic
18 Seat	EPDM / NBR / Viton / Silicon / Flucast ABP / PTFE	
19 Sealing ring	1.4408/SS316	1.4408/SS316
20 Packing	Synt. + PTFE / PTFE / Graphite / Ceramic fibre	
21 Packing joint	EPDM / NBR / Viton / PTFE	
22 Gland studs	Steel	Stainless steel
23 Washer	Steel	Stainless steel
24 Nut	Steel	Stainless steel

Pressure

DN50 - DN250:	10 bar
DN300 - DN400:	6 bar
DN450:	5 bar
DN500 - DN600:	4 bar
DN700 - DN1200:	2 bar

Colour*

RAL 5015

Flanges drilled according to EN 1092-2 and DIN 2501: ISO PN10
(for further informations please visit our download section on our website)

*Other dimensions / materials / colours on request