

Specification of the Transformer Fan Module

Project:	PXP	Reg. No.	0N-0917-SPEC
Originator:	LOA	Date:	9-Jun-10
Checked:	TRI	Rev. No.:	1
		Rev. Date:	
		Page:	1 / 5


Summary:

This document specifies the PXP transformer fan module 0N-0917.

Rev.	Date	Initials	Remark
1	9-Jun-10	LOA	Initial Release

Table of Contents:

- 1. Functionality of the Fan Module 2
- 2. Inputs and Outputs..... 2
- 3. Indications..... 3
- 4. Configuration 3
- 5. Mechanical..... 4
- 6. Reference Documents 5

 <small>by Schneider Electric</small>		Specification of the Transformer Fan Module			
Project:	PXP	Reg. No.	0N-0917-SPEC		
Originator:	LOA	Date:	9-Jun-10	Rev. No.	1
Checked:	TRI	Rev. Date:		Page:	2 / 5

1. FUNCTIONALITY OF THE FAN MODULE


The fan module is responsible for cooling the transformers in the transformer housing by forced cooling. The module consists of the mechanic, a mounting rail (0M-8479), four fans (490-0095) and one fan monitoring board (0P2554).

2. INPUTS AND OUTPUTS

Connection	Designation	Electrical Data
J1000: 1	Sense	Optocoupler transistor pins (collector)
J1000: 2		Not connected
J1000: 3		Optocoupler transistor pins (emitter)
J1001: 1	Supply 1	15 V / 24 V
J1001: 2		GND
J1003: 1	Supply 2	15 V / 24 V
J1003: 2		GND

GUTOR by Schneider Electric		Specification of the Transformer Fan Module			
Project:	PXP	Reg. No.	0N-0917-SPEC		
Originator:	LOA	Date:	9-Jun-10	Rev. No.	1
Checked:	TRI	Rev. Date:		Page:	3 / 5

3. INDICATIONS



There are 8 indication LEDs visible:

LED	Colour	Function
1	Green	Supply 1 ok
2	Red	Fan 1 Failure
3	Red	Fan 2 Failure
4	Red	Not used
5	Green	Supply 2 ok
6	Red	Fan 4 Failure
7	Red	Fan 5 Failure
8	Red	Not used

4. CONFIGURATION


No configuration needs to be done on the transformer fan module.


Project:	PXP	Reg. No.	0N-0917-SPEC		
Originator:	LOA	Date:	9-Jun-10	Rev. No.	1
Checked:	TRI	Rev. Date:		Page:	4 / 5

5. MECHANICAL

Size of the transformer fan module: 15cm width, 57cm depth, 11cm height

Transformer fan module weight: 2.9 kg



 <small>by Schneider Electric</small>		<h2 style="margin: 0;">Specification of the Transformer Fan Module</h2>			
Project:	PXP			Reg. No.	0N-0917-SPEC
Originator:	LOA	Date:	9-Jun-10	Rev. No.	1
Checked:	TRI	Rev. Date:		Page:	5 / 5

6. REFERENCE DOCUMENTS

For more details please refer to the following documents, where “xx” stands for the latest revision:

- 0N-0917_revxx MEI LM145.xls Assembly instruction
- 0N-0917_revxx BOM.xls Bill of material
- 0N-0917_revxx MTS.doc Module test specification